



Main

Range of Product	Modicon M580
Product or Component Type	Processor module
Product Specific Application	For severe environments

Complementary

Number of racks	4
Discrete I/O processor capacity	2048 I/O
Analogue I/O processor capacity	512 I/O
Number of application specific channel	72
Application specific I/O	Counter HART SSI encoder Accurate time stamping Motion control Serial link
Checks	Process control
Control channels	Programmable loops
Integrated connection type	1 Ethernet TCP/IP service port 2 Ethernet TCP/IP device network USB type mini B
Number of remote I/O station	8 - 2 remote drop
Number of distributed equipment	64
Communication module processor capacity	2 Ethernet communication module 8 AS-Interface module
Communication Service	RIO scanner DIO scanner
Memory description	Expandable flash, 4 GB data storage Integrated RAM, 10 kB system memory Integrated RAM, 8 MB program Integrated RAM, 768 kB data
Application structure	1 periodic fast task 64 event tasks 1 cyclic/periodic master task 2 auxiliary tasks

Number of instructions per ms	7.5 Kinst/ms 65 % Boolean + 35 % fixed arithmetic 10 Kinst/ms 100 % Boolean
Current consumption	270 mA 24 V DC
MTBF reliability	600000 H
Marking	CE

Environment

Vibration resistance	3 gn
Shock resistance	30 gn
Ambient air temperature for operation	-13...158 °F (-25...70 °C)
Ambient Air Temperature for Storage	-40...185 °F (-40...85 °C)
Operating altitude	0...6561.68 ft (0...2000 m) 2000...5000 m with derating factor
Relative humidity	5...95 % 131 °F (55 °C) without condensation
IP Degree of Protection	IP20
Directives	2014/35/EU - low voltage directive 2014/30/EU - electromagnetic compatibility 2014/34/EU - ATEX directive
Product certifications	CE UL CSA RCM EAC Merchant Navy ATEX zone 2/22 IECEx zone 2/22
Standards	EN/IEC 61131-2 EN/IEC 61010-2-201 UL 61010-2-201 CSA C22.2 No 61010-2-201 IACS E10 EN/IEC 61000-6-5 EN/IEC 61850-3 EN/IEC 60079-0
Environmental characteristic	Gas resistant class Gx ISA S71.04 Gas resistant class 3C4 IEC 60721-3-3 Dust resistant class 3S4 IEC 60721-3-3 Sand resistant class 3S4 IEC 60721-3-3 Salt resistant level 2 IEC 68252 Mold growth resistant class 3B2 IEC 60721-3-3 Fungal spore resistant class 3B2 IEC 60721-3-3 Hazardous location class I division 2
Protective treatment	Conformal coating
Supply	Internal power supply via rack
Status LED	Processor running (RUN) 1 LED Green) Processor or system fault (ERR) 1 LED Red) I/O module fault (I/O) 1 LED Red) Download in progress (DL) 1 LED Green) Memory card or CPU flash fault (BACKUP) 1 LED Red) ETH MS (Ethernet port configuration status) 1 LED green/red) Eth NS (Ethernet network status) 1 LED green/red)
Net Weight	1.87 Lb(US) (0.849 kg)

Ordering and shipping details

Category	18161 - MODICON M580 CONTROLLERS HSBY
Discount Schedule	PC34
GTIN	3595864174495
Nbr. of units in pkg.	1
Package weight(Lbs)	31.57 Oz (895 g)
Returnability	No
Country of origin	FR

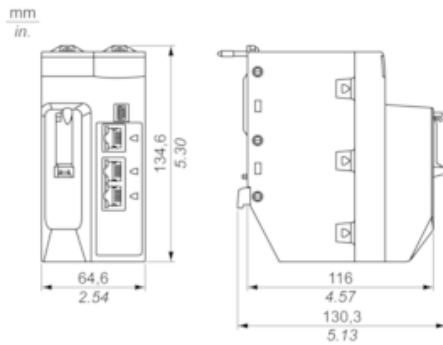
Packing Units

Unit Type of Package 1	PCE
Package 1 Height	3.74 In (9.5 cm)
Package 1 width	7.09 In (18 cm)
Package 1 Length	10.24 In (26 cm)
Unit Type of Package 2	S03
Number of Units in Package 2	6
Package 2 Weight	11.89 Lb(US) (5.394 kg)
Package 2 Height	11.81 In (30 cm)
Package 2 width	11.81 In (30 cm)
Package 2 Length	15.75 In (40 cm)

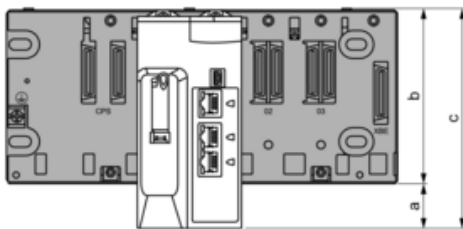
Offer Sustainability

Sustainable offer status	Green Premium product
California proposition 65	WARNING: This product can expose you to chemicals including: Lead and lead compounds, which is known to the State of California to cause cancer and birth defects or other reproductive harm. For more information go to www.P65Warnings.ca.gov
REACH Regulation	REACH Declaration
EU RoHS Directive	Pro-active compliance (Product out of EU RoHS legal scope) EU RoHS Declaration
Mercury free	Yes
RoHS exemption information	Yes
China RoHS Regulation	China RoHS Declaration
Circularity Profile	End Of Life Information
WEEE	The product must be disposed on European Union markets following specific waste collection and never end up in rubbish bins.

CPU Module Only

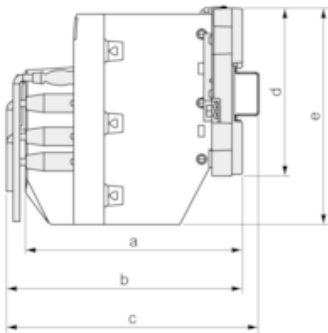


Modules Mounted on Racks



- a: additional space below the rack to accommodate the height of the CPU. For an X Bus rack, the value is 30.9 mm (1.217 in.); for an Ethernet rack, the value is 29.49 mm (1.161 in.).
- b: the height of the rack. For an X Bus rack, the height is 103.7 mm (4.083 in.); for an Ethernet rack, the height is 105.11 mm (4.138 in.).
- c: the height of the main local rack, 134.6 mm (5.299 in.)

Modules and Cables Mounted in an Enclosure



- a: enclosure depth: 135 mm (5.315 in.)
- b: wiring + module depth: > 146 mm (5.748 in.)
- c: wiring + module + DIN rail depth: > 156 mm (6.142 in.)
- d: rack height: for an X Bus rack 103.7 mm (4.083 in.); for an Ethernet rack, 105.11 mm (4.138 in.)

e: module height: 134.6 mm (5.299 in.)

Product Life Status :	Commercialised
-----------------------	----------------